

Sally Rippin

HOLIDAY
PROGRAM

Issue
#3

The Midnight Feast

Includes:

THE PERFECT
MIDNIGHT FEAST!

Learn to navigate
by the stars and
read the moon!

Chats with Sally
and Aki!





Hi, everyone!

How did you do with your reading and writing last week? Did any of you start writing a new story? I did! I can't tell you what I'm writing yet because it's a super-duper surprise!

But I can tell you that we have some super-duper tips this week for creating your very own midnight feast. They're especially good for those of you who like to go to bed early – like me!

And, as an extra-special treat for you, we are also going to meet the amazing illustrator of all the Billie B. Brown books. You know who that is, don't you? That's right. Aki Fukuoka! We might even get some drawing tips from her. I'm excited!

Have fun!

Lots of love,
Sally
XXX



Read with Sally!

Have you ever stayed up **ALL** night? Sally has LOTS of sleepover tips. Watch here!

[PUSH PLAY!](#)



[PUSH PLAY!](#)

Have you read *The Midnight Feast* yet? Why don't you read along with Sally and see if you can finish it by yourself!

Mail Bag!

Meet

AMELIA!

Age 6!

Amelia is a
Billie B. Brown
SUPERFAN!
Let's get to know her
a little better!



I love reading because it is fun! And do you know why it's fun? Because it takes you on adventures in your IMAGINATION!

I also LOVE learning and you can learn a lot from books.




I love guessing what the "B" in Billie B. Brown stands for.

I love Billie B. Brown because she is brave! And she makes me feel brave too.

Each week, we will feature some **SUPERFANS!**

Did you know Billie's best friend, Jack, stars in his own series of adventures? You can find those on the [Billie B. Brown and Hey Jack!](#) page on the Kane Miller website!



The PERFECT Midnight Feast

Everybody knows how hard it is to stay awake until midnight, and most of us probably aren't even allowed to. But guess what? You can create a **PRETEND** midnight feast at any time of the day you like! Here's how.



1.

MAKE YOUR OWN CLOCK.

Write all the numbers of the clock around the edges of a paper plate. You might need to look up what that looks like if you don't have a clock like this at home. Cut out a short hand and a long hand and point them both to the number 12. There you go. It's midnight!



It's midnight!

2.

MAKE IT DARK.

Obviously, if you are going to have a feast at midnight, it needs to be dark! The best way to do this is to make a blanket tent and hide underneath it. This is very easy to do. Grab a big blanket and throw it over something you can hide under, such as a table, two chairs pushed together or even the couch. Then squeeze underneath and there you have it! Your very own tent in the dark.



3.

BRING A FLASHLIGHT!

This is very important – you need a flashlight so you can see your midnight feast and peek outside your tent if you hear any strange noises. Don't worry if you don't have a real flashlight, though – a pretend one will do.

4.

THE FEAST!

You can't have a midnight feast without food. Billie and Jack are allowed some special treats, like one package of marshmallows to share, but they always have healthy food, too, like dip and rice crackers. They both know if they eat too much sugar they get sore tummies – and you definitely don't want a tummy ache at midnight!

HAVE FUN at your midnight feast! And don't forget to **pack up** your camping gear afterward. A good camper always makes sure they leave their campground the way they found it.



How to write a GOOD STORY



Hello again!

How did you do with inventing characters?

Do you know everything about them? I hope so! Because this week, we are going to put them in a story. And we do that by adding the most important ingredient to a good story: a **BIG PROBLEM**.

Without a **PROBLEM**, you have no story. You should write the problem into your story soon after it starts, so that your readers will want to keep on reading. Here is a good way to start your story by introducing your problem early on.

1 Think of something you or your character does regularly and write it down, beginning your sentence with the word "Every." For example:

Every day, Bertie Beetle catches the trolley to go to work.

Every weekend, Dora wanders down to the post office to pick up her mail.

or

Every evening, Gordo the gorilla swings through the jungle looking for bananas.

In the previous issue, Billie B. Brown author Sally Rippin started her three-part series on how to write a good story. Wasn't it fun! Here is **PART TWO**.

2

Then, think of something that happens without warning, something that shows your reader your story is about to start. Begin your next sentence with the words "But one ..."

You might want to create a great big crazy, scary, surprising problem, like this:

But one day, the trolley stopped suddenly! Bertie looked out the window and there was a spaceship on the tracks!

3

Whatever you include in your next sentence will tell your reader what kind of story you are writing.

Is it a **scary** story?

But one evening, when Gordo was swinging through the trees, he heard a terrible screeching sound.

Is it an **action** story?

But one evening, when Gordo was swinging through the trees, he saw a great big fierce ape pounding his chest, eating up all the bananas!

Is it a **love** story?

But one evening, when Gordo was swinging through the trees, he saw the most beautiful gorilla he had ever seen.

Or it can be just a very little problem, but still interesting enough to make us want to find out more. Like this:

But one weekend, when Dora arrived at the post office, there was a tiny blue envelope waiting for her, with curly writing on the front in silver pen.



Now that you have a problem,

ask yourself "**WHAT HAPPENS NEXT?**"

Can you guess why? That's right -

in order to finish the story, you will need to work out how to solve the problem! We will look at how to finish off your story in the next issue.

Happy writing!





What's that NOISE?

When Billie and Jack go camping in Jack's backyard, they hear a **SCARY NOISE** outside in the dark. They think it might be a monster, but of course we know it's really just a **POSSUM!**

How much do you know about Australian possums?

Here are some fun facts:

Fact #1

Possums are **nocturnal**, meaning they are most active at night. They are also good swimmers.

Fact #2

Possums have four fangs and fifty teeth for crushing and crunching their food.

Fact #3

Possums eat almost anything! At night, they search for food like berries, eucalyptus leaves, fruit, bugs, birds' eggs and small animals, but sometimes they like to look for human food, too.

Fact #4

Possums are **marsupials**, meaning the mother carries her babies in a pouch – just like kangaroos do!

Fact #5

Female possums are called **jills**, males are called **jacks**, and their young are called **joeys**. A group of possums is known as a **passel**.

Fact #6

Baby possums feed and grow inside their mother's pouch for five months. Then they spend another two months clinging to their mother's back.

Fact #7

Possums aren't dangerous, but, like all wild creatures, it's best to leave them alone.

Fact #8

Possums call out to other possums by making smacking noises. Joeys sneeze and hiss when they are stressed or in danger. Sometimes they even growl!



Draw a possum here!

Navigate THE STARS

Did you know that people throughout history have used the stars to navigate? And some sailors still use the night sky to find their way home!

You can learn so much from watching the stars – here's how to get started.

Learn to stargaze.

If you look at the sky for five or ten minutes, not much will happen (boring!). BUT if you could speed up time and watch the sky in fast motion, you would see ALL the stars moving across the sky as one. This is because Earth is always moving, and as night goes on, we see different stars and constellations.

To get started stargazing, wait for the next clear night. Then, choose a location away from streetlights, and take 10–15 minutes to let your eyes adjust to the dark (SUPER-DUPER important!).



Understanding the Night Sky

There are lots of stars in the sky, and we can find them in different ways. There are individual stars that shine alone, and constellations with LOTS of stars that cluster together. The brightest stars have been given proper names (like the North Star, which sits above the North Pole! It never moves, so if you can find it, you'll know which way north is).

Billie and Jack can see the SOUTHERN CROSS. This is a group of bright stars that sit close together in the sky. You can see it below or look for a photo on the internet. There are two pointer stars – can you find them? Once you see them, use your imagination to draw a line between the stars. Then, look for the two stars that sit on either side of the line. If you could draw it all together, it would look like a big cross.



Do you know what the brightest star is?

It's actually THE SUN. But there are lots of others that are only visible at night, like the stars in the Milky Way.

Did you know Billie and Jack star together in a new adventure called *The Book Buddies*?



Read the MOON

The moon is cold and dry, with craters, rocks and dust. We mark time by watching its **CYCLES** and **PHASES**, and even use it for simple navigation. The moon even controls the ocean tides!

What are cycles and phases?

As the moon circles around the Earth, its shape seems to change. Of course, it is not actually changing – this is just how it looks to the human eye. It looks a different shape depending on where the sun is, which can illuminate and hide parts of the moon.



Moon phases

The changing shapes of the moon are called phases. The moon moves through **EIGHT** phases in a cycle that lasts 29.5 days, the same amount of time it takes for the Earth to move around the sun. Here are some ways to describe the moon as it moves:

Waxing Moon

We say “waxing” to describe the moon when its illuminated area is **GETTING BIGGER**. The moon always looks like it’s getting bigger *before* the full moon.

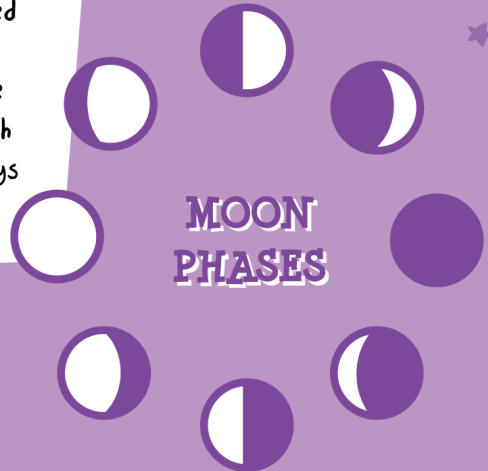
Have you seen the moon? You could try drawing the different moon phases on scrap paper, then cut them out and hang them up!

Waning Moon

“Waning” describes the moon when its illuminated area is **GETTING SMALLER**. This happens *after* a full moon.

Crescent Moon

A “crescent” moon is when only part of the moon is showing. It sits in the shape of a curved sliver.





Trace these lowercase letters below to work on developing your letter formation.



a c e i m n

o r s u v



b a n k t



g j p a y



Let's make some words that rhyme with words from the story *The Midnight Feast!*



Tell me a word that rhymes with **big**. Fill in the beginning sound to make three words that rhyme with **big**.

 ig

 ig

 ig

Tell me a word that rhymes with **dip**. Fill in the beginning sound to make three words that rhyme with **dip**.

 ip

 ip

 ip

Tell me a word that rhymes with **got**. Fill in the beginning sound to make three words that rhyme with **got**.

 ot

 ot

 ot

Tell me a word that rhymes with **run**. Fill in the beginning sound to make three words that rhyme with **run**.

 un

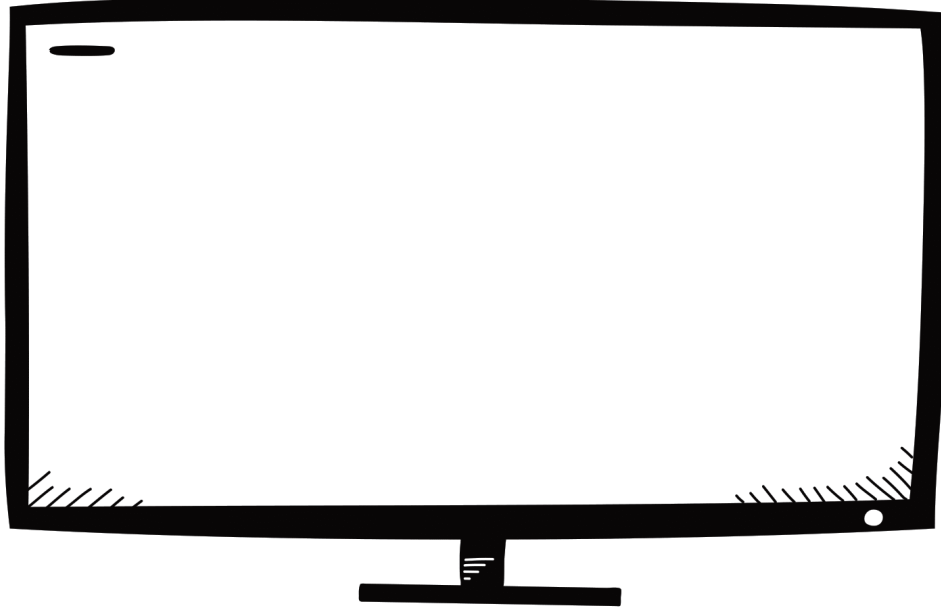
 un

 un

Finding Nemo is Billie and Jack's favorite movie.


What's your favorite movie?

Draw a scene from it in the TV screen below.



The name of my favorite movie is

I like it because



Billie B. Brown has one blue flashlight, one big package of marshmallows and one brand-new tent.


Billie and Jack are going camping!



Write a list of ten things you would need if you were going camping. Maybe you could try camping in your backyard or inside your house!

List:

1.
2.
3.
4.
5.
6.
7.
8.
9.
10.





Did you know it is really important to think about what we are reading as we read it? I wonder if you were practicing this today while you were reading.



See if you can retell the story *The Midnight Feast*. Remember to think about the most important parts of the story and retell them in order, using the beginning, middle and end.



Draw pictures or write to retell the story.



In the beginning ...



In the middle ...



In the end ...



The Midnight Feast


QUIZ!

How well do YOU know the

Billie B. Brown book,

The Midnight Feast?

Take this quiz to find out!



1 What color is Billie's flashlight?

2 In *The Midnight Feast*, what does the "B" in Billie B. Brown stand for?

3 At the start of the story, where is Billie going camping?

4 How many bowls of spaghetti do Billie and Jack each eat?

5 What color are the marshmallows?

6 What is the name of Billie and Jack's favorite movie?

7 Circle the right answer! After the movie, Billie's mom says Billie and Jack have to brush their ...

hair teeth pet rabbit

8 In Chapter Three, Jack looks at his watch. What time is it?

9 Circle the right answer! Billie and Jack think there's a monster outside, but Jack's dad says it was probably just a ...

possum fairy cat tree

10 At the end of the story, where do Billie and Jack go camping?

Answers 1. Blue 2. Big 3. In Jack's backyard 4. Two 5. Pink and white 6. Finding Nemo 7. Teeth 8. Nine 9. Possum 10. On Jack's bedroom floor

Do you keep A DIARY?

Billie B. Brown does!

Sometimes it's fun to look back and see how much you have grown up!



This week, my favorite book was _____

by _____


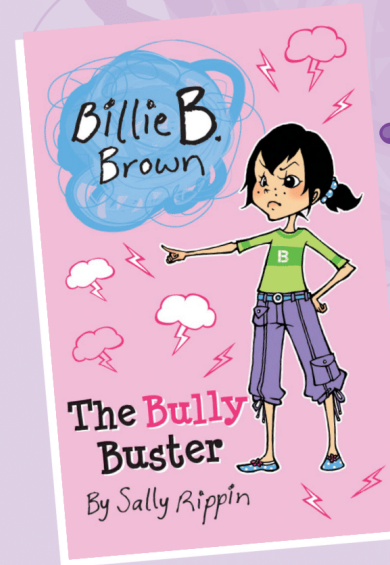
I loved it because _____

The song that was stuck in my head was _____

The best thing I ate was _____

The best thing that happened this week was _____

Next week I want to try _____



Don't miss Billie's latest adventures!

